

Nut Manager NMJ-006S

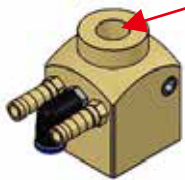


Feature

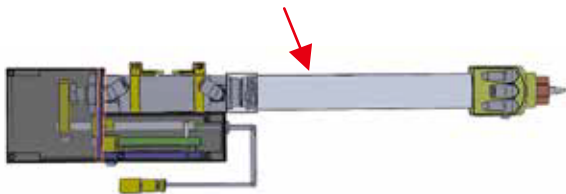
- Prevents nut welding failures
- Detect nut position failures, size failures, overturns, and other failures which causes poor welding.
- Transformable to Bolt Manager by changing the electrode
- Detect by using optional proximity sensor

Compatible Models

Available electrode : M18 × P1.5, M20 × P1.5
Custom-made available for other features

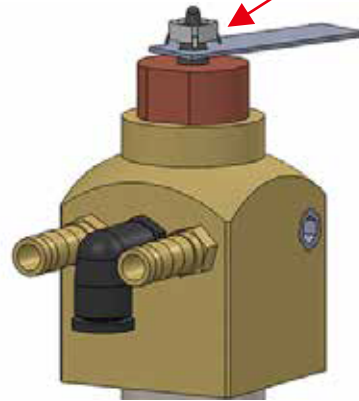


Holder diameter will be $\phi 25$ or $\phi 32$

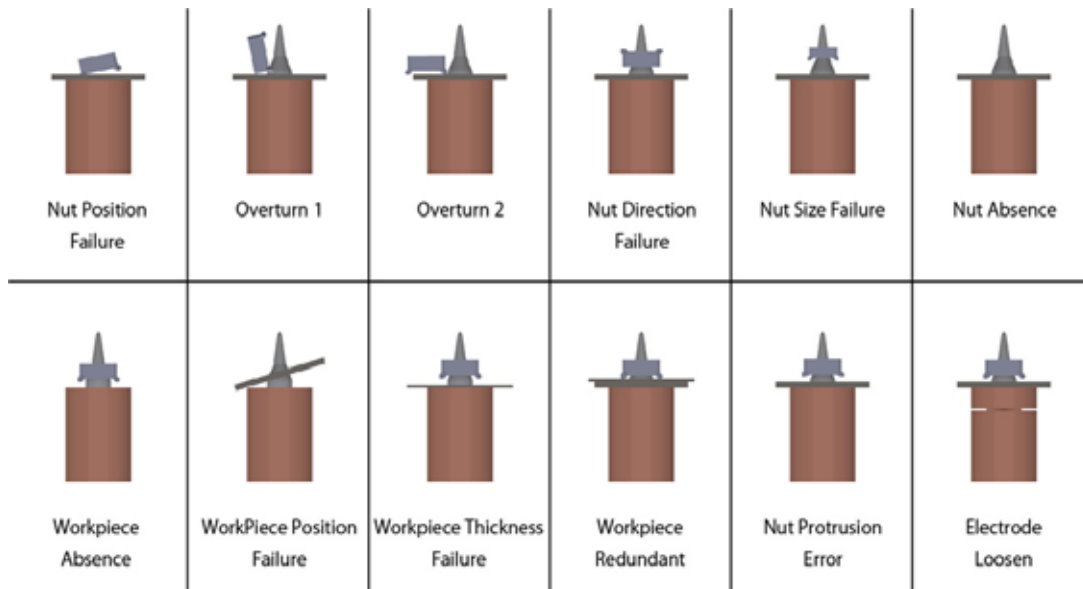


System

Errors will be detected by the thickness of workpiece (nut & metal plate), which can be measured by the moving amount of guide-pin.



Example of detected errors



※ Specification and design are to be changed without notice for improvement.